

Object :
Installation :
Project number :
Date :



1 Luminaire data

1.1 ANSELL, FLOODLIGHTING - Eden LED FI... (AEDELED30/CW)

1.1.1 Data sheet

Manufacturer: ANSELL



AEDELED30/CW Rectangular projector FLOODLIGHTING - Eden LED Floodlight
AEDELED30/CW
Floodlighting
Eden LED Floodlight
Supplied c/w Integral Driver

- Compact and economic LED Floodlight
 - 30W comparable light output of 35W HQI
 - Bracket design allows installation without removing mounting bracket
 - PIR versions complete with manual override facility
 - Pre-wired with 1 metre of rubber insulated cable for ease of installation
 - Cool white and warm white options available
 - LED lifespan L90 36,000 hours
 - Non-dimmable
-
- Suitable for both internal and external use
 - 2 Year Product Warranty
 - IP65

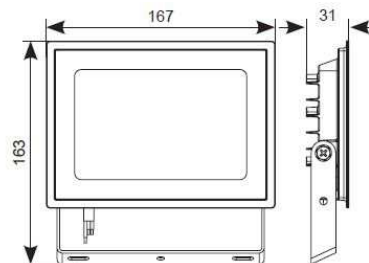
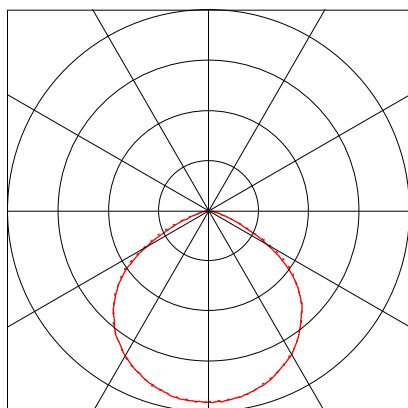
Luminaire data

Absolute Photometry
Luminaire efficacy : 92.07 lm/W
Classification : A40 ↓100.0% ↑0.0%
CIE Flux Codes : 53 88 99 100 100
UGR 4H 8H : 29.1 / 29.9
Control gear : Electronic ballast
Power : 30 W
Luminous flux : 2762 lm

Equipped with

Quantity : 1
Designation : LED single 840
Colour : 840/4000K
Socket : --
Colour reproduction : 1B/80...89

Dimensions : 167 mm x 123 mm x 31 mm

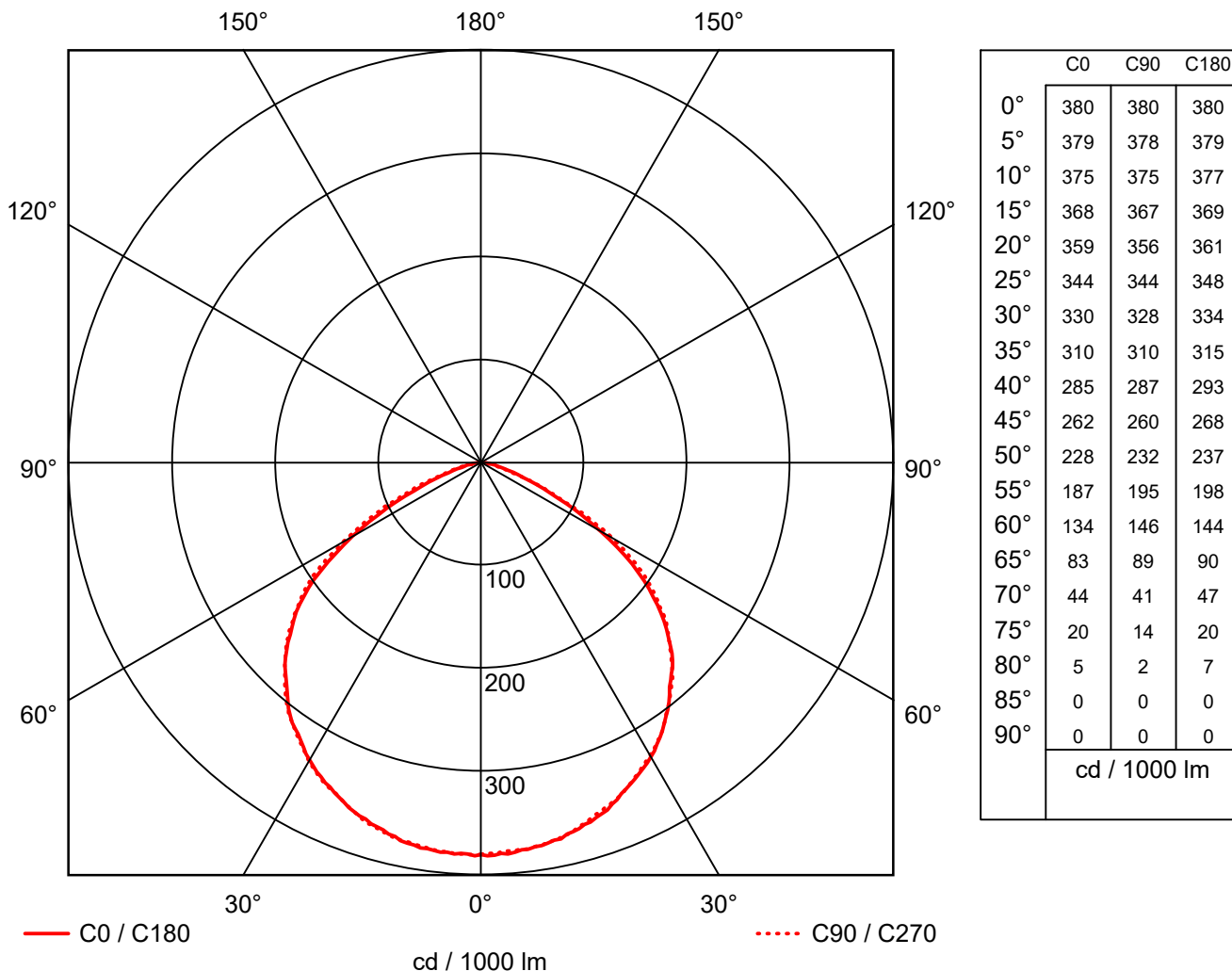


Object :
 Installation :
 Project number :
 Date :



1.1 ANSELL, FLOODLIGHTING - Eden LED FI... (AEDELED30/CW)

1.1.2 LDC



Manufacturer : ANSELL
 Order number : AEDELED30/CW
 Luminaire name : FLOODLIGHTING - Eden LED Floodlight
 Equipment : 1 x LED single 840 30 W / 2762 lm
 Dimensions : L 167 mm x W 123 mm x H 31 mm
 File name : rlx_20200114144815.Idt
 Luminaire efficacy : 92.07 lm/W(A40)
 Light distribution :
 Beam Angle : 54.5° C0
 55.5° C90
 55.7° C180
 56.5° C270